



**MASTERS OF**  
**PEDIATRIC**  
**DERMATOLOGY**  
The Latest in **PEDIATRIC DERMATOLOGY:**  
FROM INFANTS TO ADOLESCENTS

# Tinea Capitis

Candrice R. Heath, MD, FAAP, FAAD  
Assistant Professor of Dermatology  
Lewis Katz School of Medicine, Temple University  
Philadelphia, PA

    
@DrCandriceHeath




1

## Disclosures

Off-label: Some drugs discussed may be off-label for the pediatric population

Financial Disclosures relevant to this lecture: none

  
DR. *Candrice*  
HEATH

2

## Objectives

- Identify a variety clinical presentations of tinea capitis
- Formulate treatment options based upon common cultural preferences
- Implement treatment algorithm for challenging cases



3

## Tinea Capitis

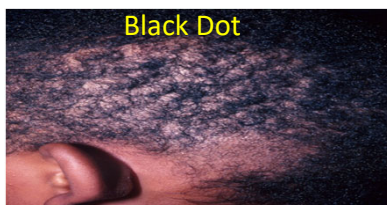
Variety of Clinical Presentations



Diffuse Scale



Annular plaques of scale



Black Dot



Inflammatory

4

## Seborrheic Dermatitis-Like Variant



**Tinea  
Capitis  
Undercover**

DR. *Candice*  
HEATH

5

## What if the scalp is clear, but itchy?

- ✓ Right Demographic
- ✓ Right Age Group
- ✓ No scale in sight



DR. *Candice*  
HEATH

6

## Ask about Hair Care Practices

Tip  
for your  
toolbox



- What is your typical haircare routine?
- Oils/Grease on scalp
  - Delayed Diagnosis


DR. *Candrice*  
HEATH

Sharma V et al. Do hair care practices affect the acquisition of tinea capitis?  
A case-control study. Arch Pediatric Adolesc Med. 2001;155:818-821.

7

## Are Hair Care Practices to blame?

- Application of oils, grease, braids, ponytails or hair in its natural state
  - Do NOT increase rate of tinea capitis
- May increase the risk of **false negative** fungal culture



DR. *Candrice*  
HEATH

Sharma V et al. Do hair care practices affect the acquisition of tinea capitis?  
A case-control study. Arch Pediatric Adolesc Med. 2001;155:818-821.

8



## But... in some situations, who needs a fungal culture anyway?

- Study cultured 100 consecutive children with scalp alopecia, scaling, pruritus or occipital lymphadenopathy
- Alopecia + occipital lymphadenopathy
  - 100% + culture
- Scaling + occipital lymphadenopathy
  - 96.7% + culture



DR. Candrice HEATH

Hubbard TW. The predictive value of symptoms in diagnosing childhood tinea capitis. Arch Pediatr Adolesc Med 1999; 153: 1150-1153.

9

## Treatment

- **Griseofulvin microsize (125 mg/5 mL)**
  - 20-25mg/kg/day
  - Approved for (10-20 mg/kg/day)
- 8-12 weeks
  - Approved for kids 2+ years (tinea capitis)
- **Terbinafine 250 mg tab**
  - 10-20 kg : 62.5 mg/day
  - 20-40 kg: 125 mg/day
  - >40 kg: 250mg/day
- ~~2 to 4~~ 6 weeks for trichophyton  
8-12 weeks for microsporum
  - Approved for kids 2+ years (onychomycosis)
  - Approved for kids 4+ years (tinea capitis)

DR. Candrice HEATH

Epocrates Accessed January 2021. Gupta AK, Drummond-Main C. Meta-Analysis of Randomized, Controlled Trials Comparing Particular Doses of Griseofulvin and Terbinafine for the Treatment of Tinea Capitis. Pediatr Dermatol 2013;30:1-6. Chen X et al. Systemic antifungal therapy for tinea capitis in children. Cochrane Database Syst Rev. 2016

10

## Should a shampoo be added to t. capitis treatment plan?



- Antifungal shampoos
  - May help with household spread
  - decrease transmissible fungal spores
- Conditioners
  - May help with household spread
  - Household should use it as well
- **Watch out for hair dryness → breakage**

Greer DL. Successful treatment of tinea capitis with 2% ketoconazole shampoo. *Int J Dermatol* 2000  
Sharma V et al. Do hair care practices affect the acquisition of tinea capitis? *Arch Pediatric Adolesc Med.* 2001

11

## Shampoo caveats for tightly coiled hair



Parent may apply antifungal shampoo directly to scalp (ex. Ketoconazole shampoo)


- wait 5-10 minutes
- rinse
- shampoo scalp & hair with moisturizing shampoo
- condition with moisturizing conditioner
- style the hair as desired

**→ Frequency**



12

- Remove current style (30 min – 3 hrs depending on style) → Wash → Rinse → Wash → Rinse → Condition → Detangle (15 min with large tooth comb) → Rinse → leave-in-conditioner → Detangle (1 hr) → Style (1-3+ hrs)
- Frequency every 1-2 weeks



13

## Not Responding as Expected?



- Options:
  - Check the dose
  - Extend the course
  - Review optimal foods to give
    - griseofulvin with fatty foods
  - Divide the dosing (Griseo)
  - Change the drug
  - Check the siblings



14

## What should be done with the barrettes and the grease jar?

- Toss the grease jar
- Barrettes, Combs, hair accessories
  - Soapy water
  - Dishwasher



15

## Pediatric Skin of Color Symposium Masters of Pediatric Dermatology 2021

# Tinea Capitis

**Candrice R. Heath, MD, FAAP, FAAD**  
Assistant Professor of Dermatology  
Lewis Katz School of Medicine, Temple University  
Philadelphia, PA



**@DrCandriceHeath**



16